

Determination of phosphorus in different types of waste using the ICP-MS technique

<https://doi.org/10.21698/rjeec.2020.217>

Proceedings Paper

GINA ALINA CATRINA, LIDIA KIM*, AGNES SERBANESCU, GEORGIANA CERNICA, IONUT CRISTEA, MONA BARBU, ILEANA NICOLESCU, GABRIELA GEANINA VASILE

National Research and Development Institute for Industrial Ecology - ECOIND, 71-73 Drumul Podul Dambovitei, 060652, Bucharest, Romania

*Corresponding author (e-mail): lidia.kim@incdecoind.ro

Abstract

The research aimed to provide an optimal method for the determination of phosphorus concentration in different types of solid waste using inductive coupled plasma mass spectrometry (ICP-MS) technique. The analyzed waste matrices were: a) vegetable waste (P1), b) ash from the incineration of medical waste (P2), c) sewage sludge (P3) and d) sludge from the meat processing industry (P4). The experimental tests were performed to evaluate the detection limit, quantification limit, recovery, and expanded uncertainty for different types of waste using the ICP-MS method. The results indicate 0.1 mg/kg quantification limit, 2.3% intermediate precision, 13.1% expanded uncertainty, and 95.2% recovery for P4 waste sample.

The results of the total phosphorus obtained by the ICP-MS method were compared to those from UV-VIS spectrometric method. The study concluded that the ICP-MS method leads to better results in a shorter time and with lower costs.

Keywords: total phosphorus, ICP-MS, solid waste, validation

Introduction

Phosphorus (P) is an indispensable element for all life on Earth and, during the past decade, concerns about the future of its global supply have stimulated much research on waste which contains phosphorus in different forms [1, 2]. Phosphorus occurs unnaturally in fertilizers (used in agriculture), cleaners (used in industry), and wastewater (from household sewage). Phosphorus is found in water, solids (detritus), and in the bodies of biological organisms. High levels of phosphorus in nature can create algal blooms causing eutrophication or the premature “aging” of a water body [3, 4]. Many chemical and biological processes need phosphorus from the environment, but too much phosphorus can create an imbalance in the ecosystem. Increasing the phosphorus content in fertilizers and laundry detergents may be due to human activities [5, 6]. Some forms of phosphorus are coming from human and animal wastes, food processing effluents, commercial fertilizers, industrial wastewater, agricultural land runoffs, and household detergents. The forms of phosphorus which are present in waste are orthophosphate, polyphosphate and organic phosphorus. Some chemical or biological reactions of phosphorus lead to the conversion

of polyphosphates and organic phosphorus to orthophosphate by hydrolysis or microbial mobilization [6, 7]. Phosphorus from the environment must be monitored, as higher concentrations lead to environmental problems. It is a good indicator to estimate the growth of plants in agriculture, the multiplication of fish in different waters or the degree of decomposition of waste, etc. Phosphorus is one of the important elements to be detected in environmental, biological, geochemical, and metallurgical products [6, 7].

The colorimetric method (UV-VIS) for phosphorus determination is time-consuming and requires pretreatment of samples for the conversion of all the phosphates to the orthophosphate form for analysis. The major disadvantages of this method are that phosphorus concentration in some samples is too low to be detected by this method [8, 9]. The inductively coupled plasma mass spectrometry (ICP-MS) method is characterized by a high detection efficiency and good reproducibility and is an accepted technique for quantitative analysis [10-12]. The basic setup for ICP-MS analysis requires the solid matrices an acid digestion procedure to transform the

sample from solid form into a liquid form. The purpose of the study was to establish an optimal method of determination for total

phosphorus from a different type of waste, to indicate additional data for the valorization process of this waste.

MATERIALS AND METHODS

Equipment

Microwave Digestion System Ethos Up Milestone, ICP-MS type 7900 Agilent with Mass Hunter 4.4 software, UV-VIS type 205

Specord Analytic Jena, Millipore Milli-Q Ultrapure Water System.

Reagents and material

The Certified Reference Material (CRM) 100 mg/L, the multielement standard contains 21 elements (metals and total phosphorous) was used for the calibration curve. The CRM multielement standard is traceable to NIST. The control of the results was performed with potassium dihydrogen phosphate (KH_2PO_4 , 1000 mg/L) reagent.

The ascorbic acid, ammonium molybdate tetrahydrate, monopotassium phosphate, sulfuric acid, perchloric acid used for the UV-

VIS spectrophotometric method were purchased from Merck. All the chemicals used in this research were of analytical reagent grade (Merck quality). Sewage sludge 2 (CRM) was purchased from Sigma Aldrich (lot LRAB4367, CRM029).

To accomplish the study were selected the following samples: a) vegetable waste (P1); b) ash from the incineration of medical waste (P2); c) sewage sludge (P3) and d) sludge from the meat processing industry (P4).

Methods applied

To examine the optimal method, a Certified Reference Material Sewage Sludge 2 (CRM) was used to compare the obtained results with certified value.

To determine the total phosphorus content of the four samples, two digestion methods were used to decompose the organic matter (Fig. 1).

In the method I, the samples were digested in a microwave system (closed system): 0.50 g of sample was weighed and was added 0.5 mL H_2O_2 and 9.5 mL HNO_3 . The samples were introduced into the digester for digestion at 140°C for 25 min and microwave power of 1250 W.

In method II, the samples were digested in a refluxing installation: 0.5 g of sample with 2 mL of sulphuric acid and 5 mL of perchloric acid for 90 min at 400°C . After the mineralization step, the samples were distilled, the color of the extracts was determined at 880

nm wavelength.

Determination of total phosphorus was performed by inductively coupled plasma mass spectrometry (ICP-MS) in concentrations ranging from 100 to 500 $\mu\text{g/L}$, respectively with the UV-VIS method in the range of 0.1 to 0.5 mg/L. The final result as the mean value of three determinations was reported in percentage.

The following performance parameters were evaluated in the experimental test: detection limit (LOD), quantitation limit (LOQ), repeatability (RSD_r), intermediate precision (RSD_{Ri}), recovery, and expanded uncertainty (U_{ex}).

The experimental studies applied to perform *in-house validation of total phosphorus determination* using the ICP-MS method are presented in Table 1.

Table 1. The in-house validation experiments

Parameters	Experiments
LOD and LOQ	10 independent fortified sample solutions of 25 $\mu\text{g/L}$
Repeatability	10 independent fortified sample solutions of 150 $\mu\text{g/L}$
Intermediate precision	12 independent fortified sample solutions of 150 $\mu\text{g/L}$
Recovery	5 independent fortified sample solutions with 250 $\mu\text{g/L}$

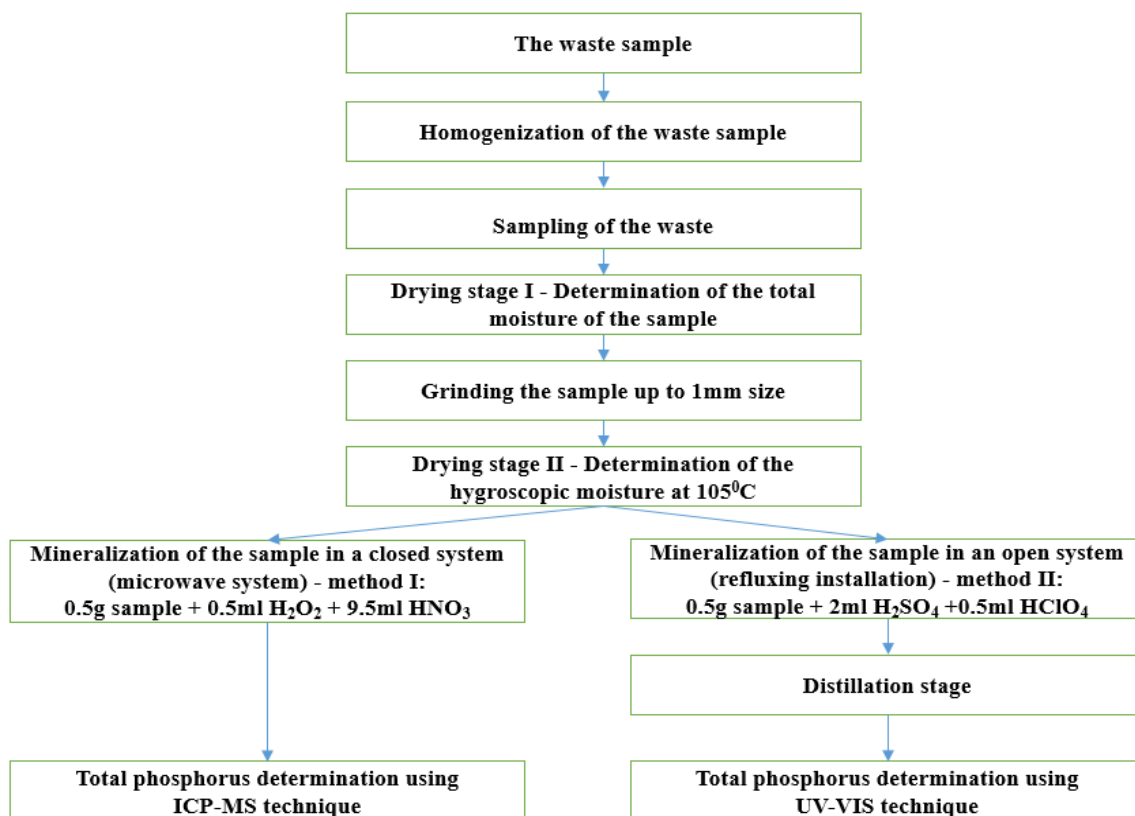


Fig. 1. The preparation and characterization of the waste sample

Interference studies

The interferences that could influence the results for total phosphorus determination include metal cations such as Fe, Cr, Cd, Pb, and Zn. In the experimental studies, for each metal, three concentrations were tested for the

same total phosphorus concentration and the recovery yield for total phosphorus was calculated. The concentrations for the studied interferences were 150 $\mu\text{g/L}$, 350 $\mu\text{g/L}$ and 450 $\mu\text{g/L}$.

RESULTS AND DISCUSSIONS

In-house validation experiments

The validation was performed on real samples as follows: P1, vegetable waste; P2, ash from the incineration of medical waste; P3, sewage sludge and P4, sludge from the meat processing industry.

In Table 2 are presented the values of performance parameters obtained in the in-house validation experiments using the ICP-MS technique for all the analyzed matrices. The

calibration plot was performed in the range of 100 to 500 $\mu\text{g/L}$ (ICP-MS method). In complex matrices, the determination of the detection limit should be performed in a solution containing relevant interference substances [13].

No important differences were reported, small differences between results are due to the chemical composition and source of the waste (Table 2).

Table 2. Performance parameters for total phosphorus using ICP-MS technique

Sample	LOD (mg/kg)	LOQ (mg/kg)	RSD _i * (%)	RSD _{Ri} ** (%)	Uex*** (%)	Recovery (%)
P1	0.028	0.11	0.81	1.95	12.2	97.6
P2	0.033	0.13	0.95	2.10	13.6	96.8
P3	0.021	0.08	0.96	1.43	11.5	98.9
P4	0.026	0.10	1.16	2.33	13.1	95.2

*Repeatability test; **Intermediate precision; ***Measurement uncertainty

The selectivity of the proposed method

The presence of other elements may constitute interference in the reporting of true results. Five interfering elements were chosen based on the composition of each analyzed waste. In experimental tests were studied the potential interferences in total phosphorus determination of iron, chromium, cadmium, lead, and zinc cations.

For the interference's studies were prepared

aqueous synthetic solutions that contain known concentrations of metals and total phosphorus. Five interfering elements were chosen based on the composition of each analyzed waste. The studied concentrations of Fe, Cr, Cd, Pb, and Zn in all waste samples (P1 to P4) were 150 µg/L, 350 µg/L, 450 µg/L. The cations interferences were tested and the results are presented in Table 3.

Table 3. The recovery percentage for total phosphorous in interference tests

Iron (µg/L)	Total phosphorus concentration (µg/L)		
	Added (µg/L)	Recovered (µg/L)	Recovery yield (%)
0	250	247	98.8
150	250	242	96.8
350	250	237	94.8
450	250	233	93.2
Chromium (µg/L)	Total phosphorus concentration (µg/L)		
	Added (µg/L)	Recovered (µg/L)	Recovery yield (%)
0	250	244	97.6
150	250	240	96.0
350	250	235	94.0
450	250	229	91.6
Cadmium (µg/L)	Total phosphorus concentration (µg/L)		
	Added (µg/L)	Recovered (µg/L)	Recovery yield (%)
0	250	246	98.4
150	250	240	96.0
350	250	237	94.8
450	250	230	92.0
Lead (µg/L)	Total phosphorus concentration (µg/L)		
	Added (µg/L)	Recovered (µg/L)	Recovery yield (%)
0	250	245	98.0
150	250	241	96.4
350	250	233	93.2
450	250	228	91.2
Zinc (µg/L)	Total phosphorus concentration (µg/L)		
	Added (µg/L)	Recovered (µg/L)	Recovery yield (%)
0	250	249	99.6
150	250	248	99.2
350	250	246	98.4
450	250	240	96.0

Based on the tested concentration level, the recovery percentage should be situated in the range of 75 to 125% [13]. All obtained results for recovery yields fall within the accepted range.

The addition of cations in the concentration range 150 µg/L to 450 µg/L does not influence the determination of total phosphorus using the ICP-MS technique. All recovery yield values were above 91% regardless of the cation or

concentration used.

Another category of interfering substances could be anions (sulfates, chlorides, nitrates,

phosphates, fluorides), which will be studied in the future.

Determination of the total phosphorus using the ICP-MS technique

The phosphorus content decrease in all studied wastes in the following order: P4 > P3 > P1 > P2 (Fig. 2). It was observed that the P4 sample (sludge from the meat processing industry) shows higher content of total phosphorus compared to the other three samples of waste

for both digestion methods applied. Sample P4 contains food additives expressed as P₂O₅ that are added to meat and other food products, as a result of their role in fats and proteins emulsification and stimulation of water binding.

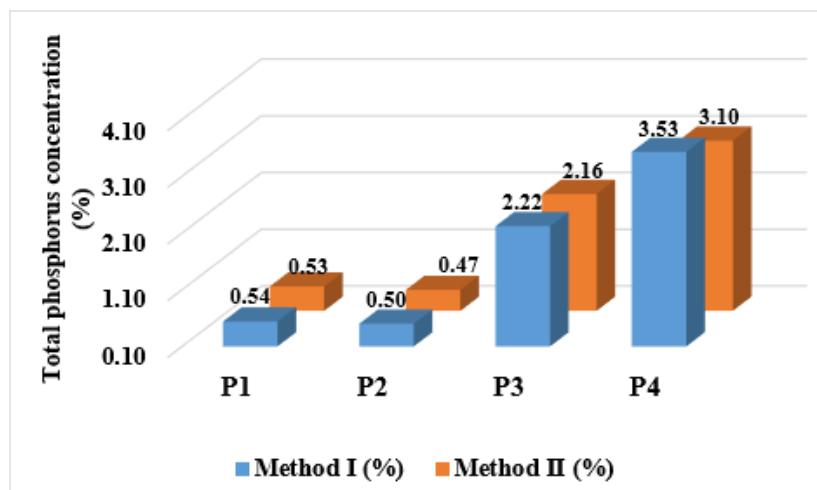


Fig. 2. Graphic representation of total phosphorus concentration obtained with the ICP-MS technique

Determination of the total phosphorus using the UV-VIS technique

Same P4 waste sample has higher total phosphorus results, when the UV-VIS method was applied (Fig. 3). No differences in content

order between samples were reported, comparable results with a previous study (ICP-MS method) were obtained.

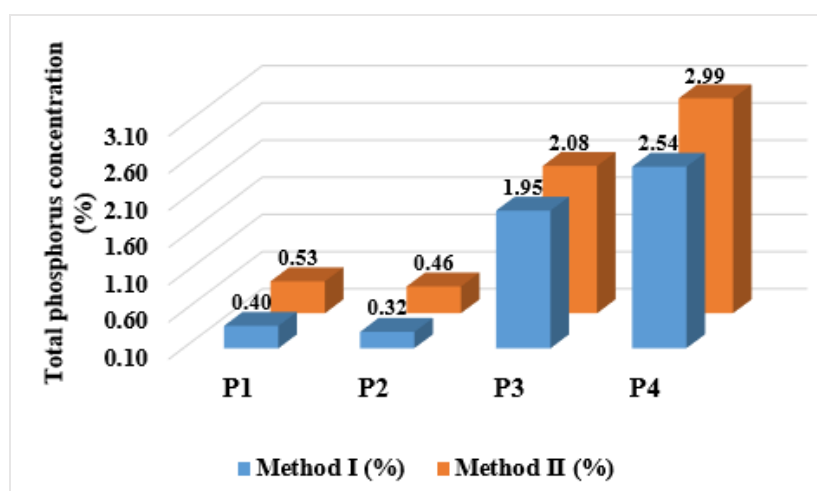


Fig. 3. Graphic representation of total phosphorus concentration obtained with the UV-VIS technique

Results obtained for the reference material

Besides the performance parameters of the ICP-

MS method reported in the paper, the

certificated value for sewage sludge reference material was compared with the obtained

results. The results are presented in Table 4.

Table 4. The results obtained for total phosphorous from CRM using digestion methods I and II

Applied technique	CRM certificate (%)	CRM value obtained (%)			
		Method I	Recovery yield	Method II	Recovery yield
ICP-MS	2.11 ± 0.260	2.04 ± 0.286	96.7	1.99 ± 0.279	94.3
UV-VIS	2.11 ± 0.260	1.85 ± 0.333	87.7	1.91 ± 0.344	90.5

The results obtained with the ICP-MS method were much better than the one obtained with the UV-VIS method for both digestion procedures (Table 4).

A long sample preparation time is one important disadvantage of the UV-VIS method (approximately three days). The preparation steps include different operational steps, such as; mineralization, distillation, color development, measurement of the absorbance. The ICP-MS method is more reliable, because

the obtained results indicate a higher recovery percentage (Table 4). Digestion time is smaller than the one applied in the UV-VIS method, the total phosphorus content could be determined in one day. The results obtained using microwave digestion (method I) indicate a higher recovery percentage for the ICP-MS method.

The results sustained the application of the ICP-MS method for the determination of the total phosphorus content from different types of waste.

CONCLUSIONS

Based on the results obtained it can be concluded that the ICP-MS technique is more reliable for the phosphorus determination from different types of waste in comparison with the UV-VIS technique, due to higher recovery percentage and lower determination time.

Under the conditions described in this study, the costs of analysis for total phosphorus in different types of waste will decrease, leading

to the optimization of laboratory management.

The internal validation method was developed for all the analyzed matrices and the results reached the desired objective.

The studies have been performed to indicate additional data for the recovery process of P3 (sewage sludge) and P4 (sludge from the meat processing industry) wastes as phosphorus-based fertilizer for soils with P low content.

ACKNOWLEDGEMENTS

This work was carried out through the Nucleu Program, financed by the Ministry of Research and Innovation, through contract 20N/2019,

project code: PN 19 04 04 01 and Sectorial Plan financed by Ministry of Agriculture and Rural Development (contract ADER 9.1.2/2019).

REFERENCES

- [1] ZHENG, Y., FU, W., ZHU, R., HU, Z., CHEN, G., CHAI, X.-S., RSC Adv., **9**, 2019, p. 40961.
- [2] CHEN, X., WU, H., Fuel, **255**, 115755, 2019, p. 2.
- [3] KROISS, H., RECHBERGER, H., EGGLE L., Integrated Waste Management – Volume II, Finnish Meteorological Institute, vol. II, 2016, p.181.
- [4] MAKKONEN, U., SAARNIO, K., RUOHO-AIROLA, T., HAKOLA, H., 2016, ISBN 978-951-697-874-4.
- [5] WORSFOLD, P., MCKELVIE, I., MONBET, P., Anal. Chim. Acta, **918**, 2016, p. 9.
- [6] ARMBRUSTER, D., ROTT, E., MINKE, R., HAPPEL, O., Anal. Bioanal. Chem. **412**, 2020, p. 4809.
- [7] SZÖGI, A. A., VANOTTI, M. B., HUNT, P.G., Biores. Technol., **97**, no. 1, 2006, p.185.
- [8] FALK, J., SKOGLUND, N., GRIMM, A., ÖHMAN, M., Energy Fuels, **34**, no. 4, 2020, p. 4587.
- [9] DAYTON, E.A., WHITACRE, S., HOLLOMAN, C., Appl. Geochem., **78**, 2017, p. 357.
- [10] YOKOTA, T., ITO, T., SAIGUSA, M., Sci. Plant Nutr., **49**, no. 2, 2003, p.267.
- [11] IVANOV K., ZAPRJANOVA P., PETKOV M., STEFANOVA V., KMETOV V.,

GEORGIEVA D., ANGELOVA V.,
Spectrochim. Acta Part B, **71-72**, 2012, p. 117.
[12] FUENTES, B., BOLAN, N., NAIDU, R.,
MORA M., J. Soil Sc. Plant. Nutr., **6**, no. 2,
2006, p. 64.

[13] EN 16171:2017, Sludge, treated bio-waste
and soil - Determination of elements using
inductively coupled plasma mass spectrometry
(ICP-MS).